

Dew Drops





Welcome to Kindermusik Village!

This Home Journal is a place for you to document your baby's experiences with music. At the end of each class you will receive a special Home Activity Card which contains suggested activities to do with your baby during the week. It will also contain an invitation to make some notes about your observations. The reverse side of the card is a place for you to "make some memories." You could write a letter, a poem, or jot down notes. You could draw a picture with crayons or markers. You could use stickers and glitter. You could paste a special photo of your baby's involvement with music making. Or you could leave it blank and do your Journal in your mind.

Each Home Activity Card contains interesting resources for you and your baby to enjoy. Some are children's literature books, some are CD's to purchase, and a few are books for parents/caregivers.

Several cards containing the melodies and words to songs and activities learned in class are also included, along with a lace to bind the entire Home Journal together.

Baby's Name _____

Date _____

Balance the High & Low



Home Activity

High and low pitches are basic elements used by the speaking and singing voice. As we speak the rise and fall in pitch, or inflections, can initiate different responses from Baby.

Research has discovered that exposure to high sounds plays an important part in maintaining alertness and energy required for learning. There is a tendency to need more sleep, be less active, and get ill more often when high-pitched sounds are removed from the environment.


Baby's Journal

Use a wide variety of voice ranges as you talk to Baby. Notice the response between using a voice that is animated with wide ranges of high and low, and a speaking voice that stays in the lower register. Your voice may determine the energy and level of interaction during playtime. Observe Baby at bedtime when your voice drops into a low soothing sound. The calming effect of the lower voice range can be effective when you are trying to relax your child.

Baby's responses to high and low...

For Your Home Library

Mirror



Babies are fascinated with mirrors! Baby is beginning to develop some form of self-awareness when she reacts to a mirror image of herself. Her initial response may be smiling back or babbling at her reflection. At other times Baby may wave and pat the mirror. These reactions are helping her learn more about her body.

Home Activity

For Safety: Use a non-breakable mirror.

Choose one of these mirror activities to play with Baby:

- *Point out and name body parts such as eyes, nose, mouth, fingers, toes, etc.*
- *Make hand gestures in front of the mirror for "hello," "uh-oh," "all-gone," and "good-bye."*
- *Together dance in front of a full-length mirror.*

Baby's Journal

Baby's reactions to mirror play were...

For Your Home Library

I See, by Rachel Isadora, Greenwillow Books, abridged 1991.

Stop! and smell the roses



The sense of smell is strongly linked to memory and plays an important role in Baby's early learning. Everything in Baby's world is new and needs to be explored and understood using all the senses. As Baby starts to remember how something feels, smells, tastes, looks, or sounds, he begins to better understand the physical properties of things around him. This is sensory learning.

Home Activity

Give Baby the opportunity to explore different types of smells. While taking a walk outside, enjoy a variety of smells from grass, leaves, and flowers to dirt and tree bark. The kitchen is full of wonderful smells. In the kitchen, encourage Baby to smell the aroma of cooking foods and spices.

Baby's Journal

Baby seemed to enjoy smelling...

But didn't enjoy smelling...

For Your Home Library

Find the Beat



Home Activity

Life has rhythm and pulse. Baby is aware of this even in the womb when he hears the pulse of Mother's heartbeat and feels the rhythm of her movements. This same pulse and rhythm are present in speech as well, and are highlighted in nursery rhymes. It is important for Baby to be able to feel the underlying pulse of language as well as the rhythm.

Baby's Journal

Select one of your favorite nursery rhymes and say it to Baby while gently tapping or bouncing Baby on the steady beat. The syllables of words in the rhyme will form the rhythm. The repertoire for rhymes is limitless! Enjoy finding new favorites.

Baby's response to the beat...

For Your Home Library

*Hey Diddle Diddle & other Mother Goose Rhymes,
by Tomie DePaola, G.P. Putnam's Sons, 1985.*

Ready for Reading



Baby's lungs and diaphragm are developing with each breath that she takes. Blowing long and short breaths is another way of developing the diaphragm, which is necessary for production of any speech sounds. For Baby that cannot blow yet, blowing play allows Baby to visually track the object and develop stronger eye muscles in preparation for reading readiness skills.

Home Activity


Try some blowing activities with Baby. Baby will enjoy the cool sensation of you blowing on her face and body. Get close to Baby's face and let her see and feel your mouth while you gently blow. There are many common items around the house that you can collect for blowing play. To name just a few: tissue paper, feather duster, cellophane paper, cotton ball, light weight piece of cloth.

For Safety: *Closely supervise any Blowing Play.*

Baby's reaction to blowing...

For Your Home Library

One More Time...



Home Activity

Baby learns dimension, texture, line, and even color through touching his environment. Simply feeling things with his hands can give him much information. Hands are for touching and exploring.

In a recent class we touched the drum in a variety of ways such as rubbing, tapping, patting, and scratching. Each different touch produced a different drum sound. Touching the same texture in many different ways gives Baby a broader sensory experience.

Lap Baby

• *Select different types of fabric such as felt, cotton, corduroy, satin, silk, and flannel. Gently rub them across Baby's arms and legs.*

Try to alternate a soft texture with a slightly rougher texture.

Crawler and Walker

• *Cover the outside of a paper tube with one specific texture. Make as many texture tubes as you would like using fake fur, cotton,*

flannel, light grained sandpaper, satin, wool, paper, and silk.

Encourage Baby to feel the different textures. Label the texture by


saying the words "soft" or "rough" to Baby during this play.

Baby's Journal

For Your Home Library

I noticed while Baby explored different textures...

Crawling and Learning



Home Activity

"Crawling, a cross-lateral movement, activates development of the corpus callosum (the nerve pathways between the two hemispheres of the cerebrum). This gets both sides of the body working together, including the arms, legs, eyes, and the ears. Research shows that children who miss the vitally important crawling stage may exhibit learning difficulties later on." (Smart Moves, Carla Hannaford, Ph.D.)

Enjoy some crawling games with Baby. Your Baby has extra natural knee padding until about age five, but you may need to protect your knees for prolonged crawling.

Lap Baby

- Lay baby on a blanket on the floor. Crawl around and over Baby while singing a favorite song. At different times within the song, interact by touching or tickling Baby.

Crawler & Walker


- While singing London Bridge, make a body tunnel and encourage Baby to crawl under the tunnel. On "all fall down" let your body tunnel carefully fall down.
- Play a "You can't catch me" crawling-singing game. Encourage Baby to crawl and try to catch you. When Baby catches you, give an enthusiastic hug and sing "You caught me!!!" Then reverse roles and you try to catch Baby.

Baby's Journal

For Your Home Library

I noticed while crawling with Baby...

Listening



Sounds are part of Baby's environment. Focused listening to one sound will help Baby start to learn to compare the differences between sounds and the source by which they are produced.

Home Activity

Lap Baby

• Select a gentle sound made by a quiet jingle, rattle, or shaker.

The

selection of the sound is important since some infants can become

startled by a sudden sound. Notice Baby's facial and body reactions

to the sound. Give Baby the opportunity to make the sound by shaking,

holding, or touching the object.

Crawler & Walker

• Select a sound made by a common object that is familiar to Baby

such as a shaker, rattle, drum, jingle. You may even want to make or

create a new sound by using common household items. Explore and

play with the sound object together.

Baby's Journal

For Your Home Library

I noticed that Baby enjoyed listening to these sounds...

Song Card

Come My Little Darling

1. Come my lit - tle dar - ling a - walk - ing we will go.
2. a - swing - ing

Down in the val - ley, where all the li - lies grow.

Sweet pinks and ros - es and ber - ries on the vine. I'll

swing her once and swing her twice and make that ba - by mine.

A Snail and A Grasshopper

(Spoken) A snail was crawling slowly one day.

Slowly Cindy Bousman

The snail crawls slow - ly on the ground. The snail crawls slow - ly

Fine *D.C. al Fine*

on the ground. Craw - ling a - round, craw - ling a - round.

(Spoken) He saw a grasshopper who quickly hopped away!

Quickly

Hop, hop, grass - hop - per hop. Hop, hop, grass - hop - per stop!

Hop, hop, grass - hop - per hop. Hop, Hop a - way!

Blow Away the Morning Dew

Blow a - way the morn - ing dew, The dew and the dew.

Blow a - way the morn - ing dew, How sweet the wind doth blow.



Song Card

Hello, Hello!

Susan James

1. Hel - lo, hel - lo! Let's sing to - geth - er,
2. Wave to Ben, let's wave to - geth - er,
3. Bounce to An - nie, bounce to - geth - er,

Hel - lo, hel - lo! Let's sing hel - lo.
Wave to Ben, let's wave hel - lo.
Bounce to An - nie, bounce hel - lo.

Hel - lo, hel - lo! Let's sing to - geth - er.
Wave to Ben, let's wave to - geth - er.
Bounce to An - nie, bounce to - geth - er.

Sing to - geth - er, let's sing hel - lo.
Wave to - geth - er, let's wave hel - lo.
Bounce to - geth - er, let's bounce hel - lo.

Morning Glory

The Morning Glory starts so low.
Then, it begins to twist and turn
and twist and turn as it climbs
high to the sky.

Open your petals wide.

Sun warm your face.

Sun warm your face.

Close your petals tight.

It's the end of the day.

Lavender's Blue

traditional

1. Lav - en - der's blue, dil - ly, dil - ly, Lav - en - der's green,
2. Who told you so, dil - ly, dil - ly, Who told you so?

When I am King, dil - ly, dil - ly, You shall be Queen.
Twas my own heart, dil - ly, dil - ly, That told me so.



Song Card

Did You Ever See a Lassie?

Did you ev - er see a las - sie, a las - sie, a
lad - die, lad - die,
las - sie, Did you ev - er see a las - sie go this way and
lad - die, lad - die
that? Go this way and that way, and this way and
that way, Did you ev - er see a las - sie go this way and that?
lad - die



Sweetest Little Baby

traditional - Adapted Negus
1. Ma - ma, Ma - ma told me O, I'm the
2. Dad - dy, Dad - dy told me O, I'm the
sweet-est lit - tle ba - by in the coun - try O, I
sweet-est lit - tle ba - by in the coun - try O, I
looked in the mir - ror and found it so,
looked in the mir - ror and found it so,
Just as ma - ma told me O.
Just as dad - dy told me O.

Ride a Cock-Horse to Banbury Cross

Ride a cock-horse to Ban - bur - y Cross, To see a fine la - dy up -
on a white horse; Flings on her fin - gers and bells on her toes,
She shall have mu - sic wher - ev - er she goes.

Song Card

Oh, How I Love My Baby-O

Susan James

1. Rock - ing, rock - ing to and fro, to and fro, to and fro,
 2. Sing good - bye to Ja - mie, Ja - mie, Ja - mie,
 3. Go to sleep my lit - tle love, lit - tle love, lit - tle love,
 rock - ing, rock - ing to and fro. Oh, how I love my
 sing good - bye to Ja - mie.
 go to sleep my lit - tle love.
 (1, 2) (3)
 ba - by - O. ba - by - O.

How Does Your Garden Grow?

traditional

Ba-by, ba-by, My sweet ba-by, How does your gar-den grow? With
 sil-ver bells and cock-le shells, And flow-ers all in a row.

London Bridge

traditional

Lon-don Bridge is fal-ling down, fal-ling down, fal-ling down.
 Lon-don Bridge is fal-ling down, my fair la-dy.

- Build it up with iron bars, Iron bars, Iron bars! Build it up with iron bars, My fair Lady.
- Iron bars will rust and break, rust and break, rust and break! Iron bars will rust and break. My fair lady.
- Build it up with sticks and stones, sticks and stones, sticks and stones! Build it up with sticks and stones, My fair lady.
- Sticks and stones will soon fall down, soon fall down, soon fall down! Sticks and stones will soon fall down, My fair lady.
- Build it up with gold and silver, gold and silver, gold and silver. Build it up with gold and silver, My fair lady.



Song Card

That's an Irish Lullaby

traditional

$\text{♩} = 52 \text{ ♩} = \text{♩} \text{ } \text{♩}$

1. Gent - ly comes the morn-ing, — Soft - ly comes the song.
2. Too - ra - loo - ra loo - ra, — Too - ra - loo - ra li.

Kiss a - way the dew drops, — Hold you in my arms. —
Too - ra - loo - ra loo - ra, — Hush now don't you cry. —

Smiles to greet the morn-ing, — Love to greet the song.
Too - ra - loo - ra loo - ra, — Too - ra - loo - ra li.

Hold you in my heart, — For — now and ev - er more,
Too - ra - loo - ra loo - ra, That's an I - rish lul - la - by.

Irish Trot

1. We'll all go round the I - rish trot. We'll all go round the
2. up down
3. down

I - rish trot, We'll all go round the I - rish trot, round a - round.
down way up a - bove.
way down be - low.

One Misty, Moisty Morning

One misty, moisty morning,
When cloudy was the weather,
I chanced to meet an old man,
Clothed all in leather.

He began to compliment
And I began to grin.

How do you do?
And how do you do?
And how do you do again?



Song Card

Rig-a-jig-jig

English Folk Song

As I was walk-ing down the street, down the street, down the street. A

friend of mine I chanced to meet, hi - ho, hi-ho, hi - ho.

Rig-a-jig-jig and a - way we go, a - way we go, a - way we go!

Rig-a-jig-jig and a - way we go, hi - ho, hi - ho, hi - ho.

White Coral Bells

traditional

White cor-al bells up - on a slen-der stalk. Lil-les of the val-ley deck my gar-den walk.

O don't you wish that you could hear them ring? That will hap-pen on-ly when the fair-les sing.

Come, Follow

English Round

1 $\text{♩} = 72$ A E D A E A E A

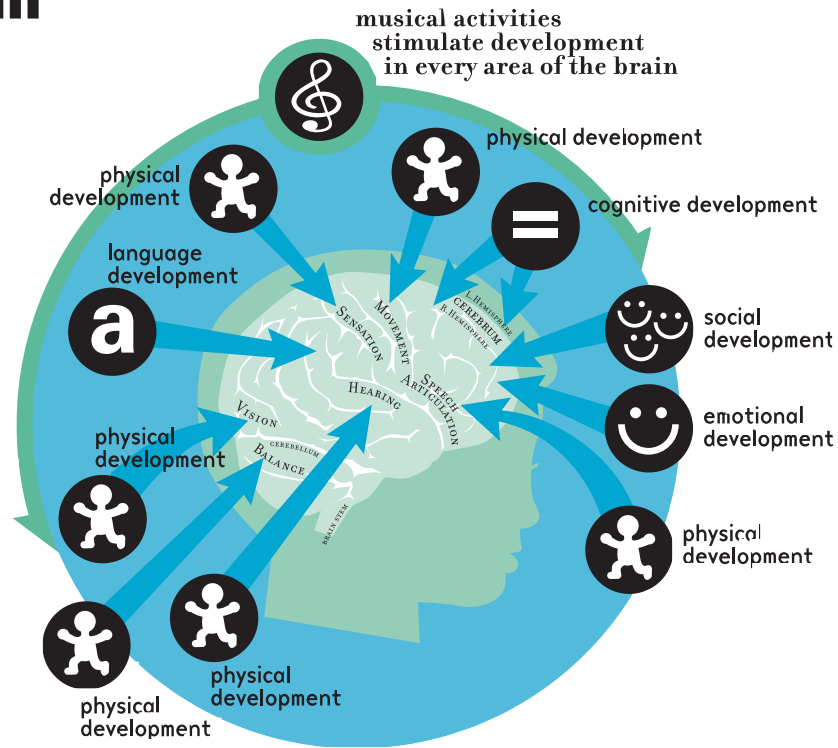
2 Come, fol-low, fol-low, fol-low, fol-low, fol-low, fol-low met

3 Whith-er shall I fol-low, fol-low, fol-low, whith-er shall I fol-low, fol-low thee?

To the green-wood, to the green-wood, to the green-wood, green-wood tree.



Development of the Brain



Ways to hold Baby

